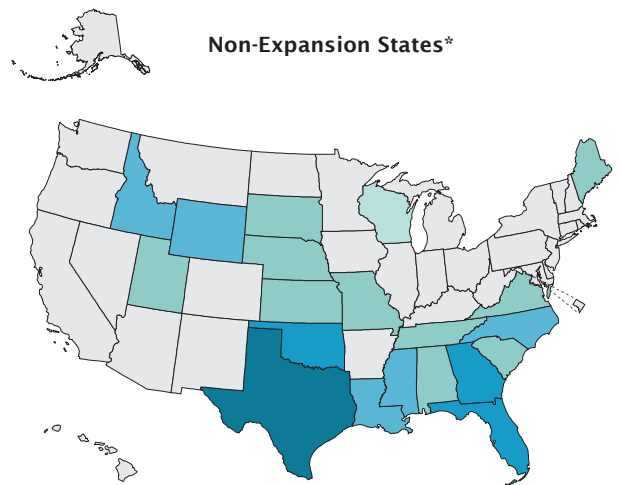
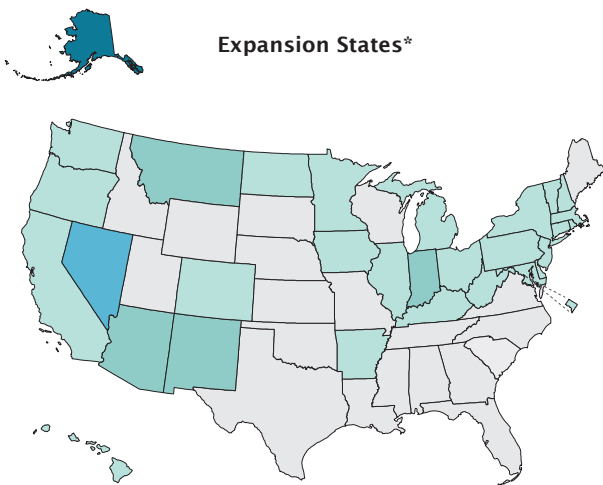
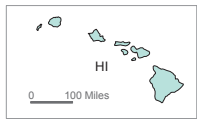
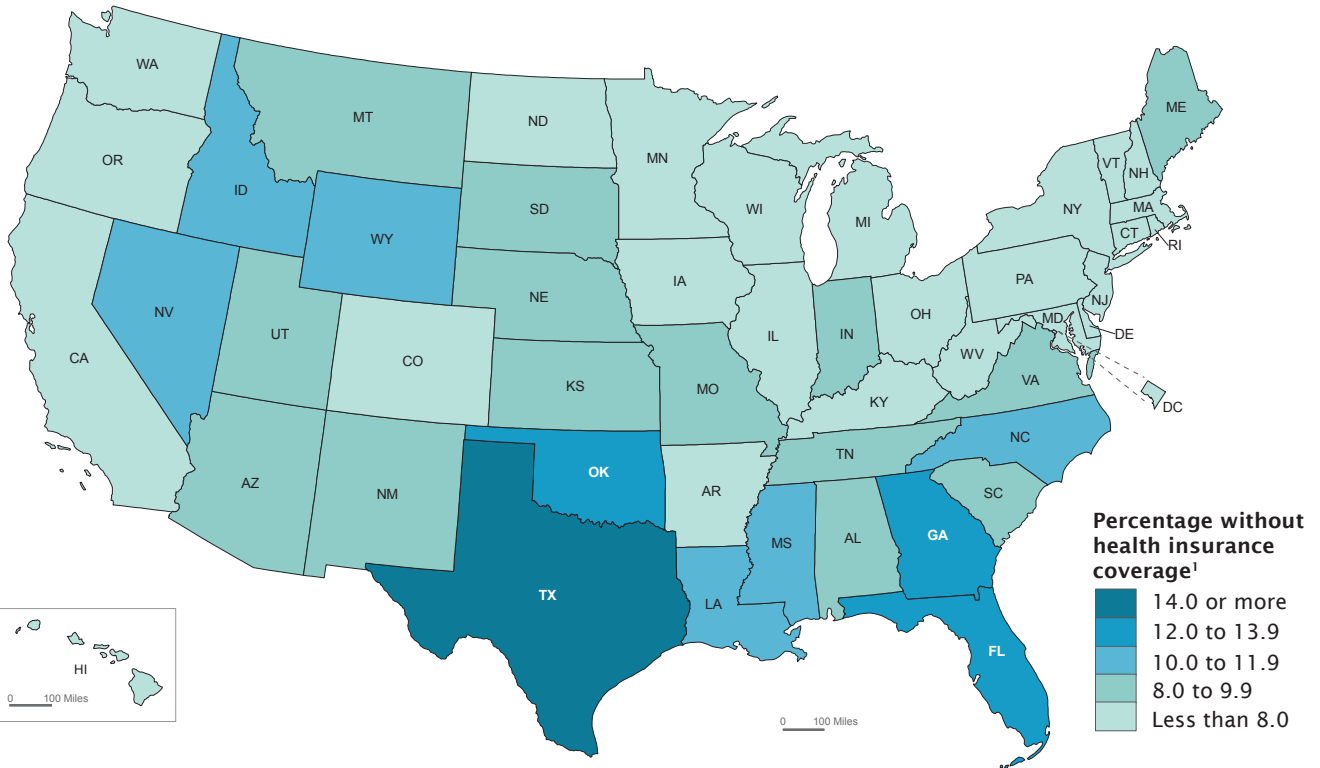


Figure 7.  
**Uninsured Rate by State: 2016**  
 (Civilian noninstitutionalized population)



\* Medicaid expansion status as of January 1, 2016. For a list of expansion and non-expansion states, see Table 6: Percentage of People Without Health Insurance Coverage by State: 2013 to 2016.

<sup>1</sup> Classification is based on unrounded uninsured rates.

Note: For information on confidentiality protection, sampling error, nonsampling error, and definitions in the American Community Survey, see [www2.census.gov/programs-surveys/acs/tech\\_docs/accuracy/ACS\\_Accuracy\\_of\\_Data\\_2016.pdf](http://www2.census.gov/programs-surveys/acs/tech_docs/accuracy/ACS_Accuracy_of_Data_2016.pdf).

Source: U.S. Census Bureau, 2016 1-Year American Community Survey.